

Macrofinance, Segmentation, and Heterogeneity

Jonathan Payne
(Princeton University)

based on work with Goutham Gopalakrishna and Zhouzhou Gu

Princeton Initiative

7th Sep 2024

Introduction

- ★ Historically, government policies have created very different financial sectors. E.g. [Payne et al., 2023b], [Payne et al., 2023a], [Lehner et al., 2024]
 - ★ 1863-1933: Insurance companies faced few restrictions;
Banks largely restricted to US debt and short-term commercial paper
 - ★ 1934-2007: Banks allowed to hold long-term risky assets; insurance companies match duration
- ★ Evidence these “institutional constraints” are important for explaining asset pricing. [Kojien and Yogo, 2019], [Kojien and Yogo, 2023], [Vayanos and Vila, 2021], [Payne and Szőke, 2024]
- ★ Much interest in how these arrangements affect household welfare.
- ★ But exploring this in a macro model has proven technically challenging.

Should all financial intermediaries be able to
participate in all asset markets?

Today's Talk

- ★ Model 1: Illustrative Heterogeneous Agent Macro-Finance (HAMF) Model
 - ★ Environment with heterogeneous households, capital stock, and a financial expert.
(Heterogeneous household version of the models you have in the Princeton Initiative.)
 - ★ Show how to setup equilibrium and characterize using deep learning.
 - ★ Study how asset pricing and participation constraints impact household inequality.
- ★ Model 2: Heterogeneous Agent Institutional Asset Pricing (HAIAP) Model
 - ★ Enrich the model to incorporate banks, insurers and multiple long-term assets.
 - ★ Revisit historical questions about the optimal segmentation of financial markets.
 - ★ Study how financial sector segmentation affects the allocation of risk and household welfare.

Literature Review: I Study the “Macro-Design” of the Financial Sector

★ Asset pricing and inequality

[Gomez, 2017], [Cioffi, 2021], [Gomez and Gouin-Bonenfant, 2024], [Fagereng et al., 2022], [Basak and Chabakauri, 2023], [Fernández-Villaverde and Levintal, 2024], [Irie, 2024]

★ *This talk:* endogenous capital market participation and price volatility.

★ Historical asset pricing, market segmentation, and inelastic demand

Krishnamurthy and Vissing-Jorgensen (2012), Daghli & Moore (2018), Choi et al. (2022), Payne et al. (2022), Jiang et al. (2022a), Chen et al. (2022), Jiang et al. (2022b), [Payne and Szöke, 2024], Kojien and Yogo (2019)

★ *This talk:* government strategically chooses market segmentation.

★ Deep learning for macroeconomic models

[Azinovic et al., 2022], [Han et al., 2021], [Maliar et al., 2021], [Kahou et al., 2021], [Bretscher et al., 2022], [Fernández-Villaverde et al., 2023], [Han et al., 2018], [Huang, 2022], [Duarte, 2018], [Gopalakrishna, 2021], [Fernandez-Villaverde et al., 2020], [Sauzet, 2021], [Gu et al., 2023], [Barnett et al., 2023], [Payne et al., 2024]

★ *This talk:* non-trivial agent optimization, distribution dynamics, and asset pricing.

★ Deep learning and portfolio choice

[Fernández-Villaverde et al., 2023], [Huang, 2023], [Azinovic and Žemlička, 2023], [Azinovic et al., 2023], [Kubler and Scheidegger, 2018]

★ *This talk:* enforces market clearing in neural network.

Table of Contents

Illustrative Heterogeneous Agent Macro-Finance (HAMF) Model

Training a Neural Network to Learn the Equilibrium

Understanding Inequality and Asset Price Dynamics

Heterogeneous Agent Institutional Asset Pricing (HAIAP) Model

Conclusion

Environment

- ★ Continuous time. One good produced by technology $y_t = e^{z_t} k_t$, where:
 - ★ Aggregate **productivity** follows: $dz_t = \alpha_z(\bar{z} - z_t)dt + \sigma_z dW_{z,t}$,
 - ★ Capital stock follows $dk_t = (\phi(\iota_t)k_t - \delta k_t)dt$, where ι_t is the investment rate.
- ★ Continuum of price taking OLG households ($i \in I$):
 - ★ Idiosyncratic **death** shocks at rate λ_h ; dying households replaced by new with wealth $\underline{a}_h = \varphi_h A$. (new wealth financed by transfer $\tau_{i,t}$ from surviving agents)
 - ★ While alive households get flow utility $u(c_{i,t}) = c_{i,t}^{1-\gamma}/(1-\gamma)$ from consuming $c_{i,t}$.
 - ★ *Friction*: cannot contract across generations (later, insurance sector does it).
 - ★ *Friction*: **penalty** on holding capital $\psi_{h,t}(k_{i,t}, a_{i,t})$, \uparrow in capital $k_{i,t}$ and \downarrow in wealth $a_{i,t}$.
- ★ Financial “experts” with death rate λ_e , log preferences, and no equity raising.
- ★ Competitive markets for goods, risk-free bonds (at r_t), and capital (with price q_t , return $R_{k,t}$).

$$\frac{dq_t}{q_t} = \mu_{q,t}dt + \sigma_{q,t}dW_{z,t}, \quad dR_{k,t}(\iota_t) := \frac{e^{z_t} - \iota_t k_t}{q_t k_t} + \frac{d(q_t k_t)}{q_t k_t} =: r_{k,t}dt + \sigma_{q,t}dW_{z,t}$$

Optimization and Equilibrium

★ Given belief about price processes (\hat{r}, \hat{q}) , household i with wealth $a_{i,t} = b_{i,t} + q_t k_{i,t}$ solves:

$$\max_{c_i, k_i, l_i} \left\{ \mathbb{E}_0 \left[\int_0^\infty e^{-\rho_i t} (u(c_{i,t}) - \Psi_t(k_{i,t}, a_{i,t})) dt \right] \right\}$$
$$s.t. \quad da_{i,t} = (a_{i,t} - k_{i,t})\hat{r}_{i,t}dt + k_{i,t}d\hat{R}_{k,t}(l_t) - c_{i,t}dt - \tau_{i,t}dt$$
$$=: \mu_{a_i} a_{i,t}dt + \sigma_{a,i} a_{i,t}dW_{z,t}$$

★ Expert problem similar but without Ψ and with Epstein-Zin preferences [More](#)

★ Equilibrium:

1. Given \hat{r}, \hat{q} , households and expert optimize.
2. Prices (q_t, r_t) solves market clearing:
 - (i) Goods market $\sum_i c_{i,t} + \sum_i \Phi(l_{i,t})k_{i,t} = y_t$,
 - (ii) Capital market $\sum_i k_{i,t} = K_t$ and (iii) Bond market $\sum_i b_{i,t} = 0$.
3. Agent beliefs are consistent with equilibrium $(\hat{r}, \hat{q}) = (r, q)$.

Recursive Characterization of Equilibrium (Three Blocks)

- ★ Aggregation within the expert sector but not within the household sector. Why?
- ★ Individual household state = $a_{i,t}$, Aggregate states = $(z_t, K_t, g_t) = \mathbf{s}_t$,
where $g_t(a)$ is the household wealth measure (and $\int_a g_t(a) da$ is total household wealth share).
 \Rightarrow Prices are a function g_t so beliefs about prices become beliefs about the evolution of g_t .
- ★ *Block 1*: Distribution evolution.
- ★ *Block 2*: Agent optimization.
- ★ *Block 3*: Equilibrium consistency.

Block 1: Distribution Evolution (the Kolmogorov Forward Equation)

- ★ Aggregation within the expert sector but not within the household sector.
- ★ Individual household state = $a_{i,t}$, Aggregate states = $(z_t, K_t, g_t) = \mathbf{s}_t$, where $g_t(a)$ is the household wealth measure (and $\int_a g_t(a) da$ is total household wealth share).
- ★ The household wealth measure $g_t(a)$ evolves according to:

$$\begin{aligned}
 dg_t(a) = & \left[\underbrace{\lambda_h \varphi_h A_t}_{\text{Birth}} - \underbrace{\lambda_h g_t(a)}_{\text{Death}} - \underbrace{\partial_a [\mu_a(a, \mathbf{s}_t, g_t) a g_t(a)]}_{\text{Wealth drift}} + \underbrace{\frac{1}{2} \partial_a [(\sigma_a^2(a, \mathbf{s}_t, g_t)) a^2 g_t(a)]}_{\text{Wealth volatility}} \right] dt \\
 & - \underbrace{\partial_a [\sigma_a(a, \mathbf{s}_t, g_t) a g_t(a)]}_{=: \sigma_{g,t}(a) = \text{distribution "volatility"}} dW_{z,t}
 \end{aligned}$$

$=: \mu_{g,t}(a) = \text{distribution "drift"}$

How would you derive this KFE?

KFE Proof Sketch: Setup for “Propagation of chaos” technique (1/2)

★ Idea: Study dynamics of finite agent population then take limit as number of agents $\rightarrow \infty$.

★ Finite population approximation: $N < \infty$ agents with a_t^i that follow equation:

(Where $\check{\mu}_{a_i}$ is the wealth drift without taxes and $\tau_{i,j,t}$ is tax when j reborn)

$$da_{i,t} = \check{\mu}_{a_i} a_{i,t} dt + \sigma_{a,i} a_{i,t} dW_{z,t} + (\varphi_h A_t - a_{i,t}) dN_t^i - \sum_j \tau_{i,j,t} dN_t^j.$$

★ Define the (empirical) density function for the finite population economy:

$$\hat{g}_t^N(a) := \frac{1}{N} \sum_{i=1}^N \delta_{a_t^i}(a), \quad \text{where } \delta_{a_t^i}(a) \text{ is the Dirac-delta measure.}$$

★ We would like to use Ito’s Lemma to get evolution of $\hat{g}_t^N(a)$ and then take limit as $N \rightarrow \infty$

... But Dirac-delta functions are too difficult to differentiate directly.

... So instead we apply Ito’s lemma to $\frac{1}{N} \sum_{i=1}^N \phi_t(a_{i,t})$, for arbitrary “test function” ϕ_t

(where ϕ is smooth and has compact support)

KFE Proof Sketch: Apply Ito's Lemma and Take Limit (2/2)

★ Applying Ito's Lemma to $\frac{1}{N} \sum_{i=1}^N \phi_t(a_{i,t})$ and rearranging gives:

$$\begin{aligned} \frac{1}{N} \sum_{i=1}^N \phi_t(a_{i,t}^i) - \frac{1}{N} \sum_{i=1}^N \phi_0(a_{i,0}^i) &= \frac{1}{N} \sum_{i=1}^N \int_0^t \left(\partial_s \phi_s(a_{i,s}) + \check{\mu}_a a_{i,s} \partial_a \phi_s(a_{i,s}) + \frac{1}{2} \sigma_{a,s}^2 a_{i,s}^2 \partial_{aa} \phi_s(a_{i,s}) \right) ds \\ &+ \frac{1}{N} \sum_{i=1}^N \int_0^t (\phi_s(\varphi_h A_s) - \phi_s(a_{i,s})) dN_s^i + \frac{1}{N} \sum_{i=1}^N \int_0^t \sigma_{a,s} a_{i,s} \partial_x \phi_s(a_{i,s}) dW_{z,s} - (\tau_{i,t} \text{ terms}) \end{aligned}$$

★ Take the limit as $N \rightarrow \infty$ so the idiosyncratic noise averages out
(With transfer $\tau_{i,t}$ terms implicitly moved to the drift $\mu_{a,s}$)

$$\begin{aligned} \int_{\mathcal{A}} (\phi_t(a) g_t(a) - \phi_0(a) g_0(a)) da &= \int_{\mathcal{A}} \int_0^t \left(\partial_s \phi_s(a) + \mu_{a,s} a \partial_a \phi_s(a) + \frac{1}{2} \sigma_{a,s}^2 a^2 \partial_{aa} \phi_s(a) \right) g_s(a) ds da \\ &+ \int_{\mathcal{A}} \int_0^t (\phi_s(\varphi_h A) - \phi_s(a)) \lambda_h g_s(a) ds da + \int_{\mathcal{A}} \int_0^t \sigma_{a,s} a \partial_a \phi_s(a) g_s(a) dW_{z,s} da \end{aligned}$$

★ To finish the proof, use integration by parts to swap differentiation from ϕ to g . \square

Block 2: Agent Optimization: (Recursive in Wealth Levels)

- ★ Individual household state = $a_{i,t}$, Aggregate states = $(z_t, K_t, g_t) = \mathbf{s}_t$.
- ★ Given belief about evolution of the distribution, $(\tilde{\mu}_g(\mathbf{s}_t), \tilde{\sigma}_g(\mathbf{s}_t))$, household i chooses (c_i, l_i) and capital wealth share $\theta_i^k := q^k k_i / a_i$ to solve:

$$\begin{aligned} \rho V_i(a_i, \mathbf{s}) = \max_{c_i, \theta_i, l_i} & \left\{ u(c_i) - \Psi(\theta_i^k, a_i, \mathbf{s}) + \frac{\partial V_i}{\partial a_i} \mu_{a_i}(a_i, c_i, \theta_i, l, \mathbf{s}) a_i + \frac{\partial V_i}{\partial z} \mu_z + \frac{\partial V_i}{\partial K} \tilde{\mu}_K(\mathbf{s}) \right. \\ & + \frac{1}{2} \frac{\partial^2 V_i}{\partial a_i^2} \sigma_{a_i}^2(\theta_i, \mathbf{s}) a_i^2 + \frac{1}{2} \frac{\partial^2 V_i}{\partial z^2} \sigma_z^2 + \frac{\partial^2 V_i}{\partial a_i \partial z} \sigma_{a_i}(\theta_i, \mathbf{s}) \sigma_z + \int_{\mathcal{A}} \frac{\partial V}{\partial g}(a, z, g(x)) \tilde{\mu}_g(x, z, g) dx \\ & \left. + \int_{\mathcal{A}} \frac{\partial V_i}{\partial g \partial z}(a, z, g(x)) \tilde{\sigma}_g(x, z, g) \sigma_z dx + \int_{\mathcal{A}} \int_{\mathcal{A}} \frac{\partial V_i}{\partial g^2}(a, z, g(x, x')) \tilde{\sigma}_g(a, z, g(x)) \tilde{\sigma}_g(a, z, g(x')) dx dx' \right\} \end{aligned}$$

- ★ Expert HJBE is similar but without $\Psi(k_i, a_i, \cdot)$ and with log utility.
- ★ In equilibrium, beliefs are consistent: $(\mu_g(\mathbf{s}_t), \sigma_g(\mathbf{s}_t)) = (\tilde{\mu}_g(\mathbf{s}_t), \tilde{\sigma}_g(\mathbf{s}_t))$.

Block 3: Equilibrium Price Consistency

- ★ Clearing conditions pin down the prices:

$$\sum_i c_{i,t} + \Phi(l_t)K_t = y_t \quad \sum_i (1 - \theta_{i,t})a_{i,t} = 0 \quad \sum_i \theta_{i,t}a_{i,t} = q_t K_t$$

- ★ But q process is implicit so we must impose consistency conditions on q to close the model:

$$\mu_{q,t}q_t dt + \sigma_{q,t}q_t dW_{z,t} = ITO(q(\mathbf{s}_t))$$

Comparison to Models With Existing Solution Techniques

Models	Non-Trivial Blocks			Method
	1 (Dist.)	2 (Opt.)	3 (Asset q)	
Representative Agent (à la [Lucas, 1978])	NA	simple	simple	Finite difference
Heterogeneous Agents (à la [Krusell and Smith, 1998])	✓	✓	simple	[Gu et al., 2023]
Long-lived assets (à la [Brunnermeier and Sannikov, 2014])	low-dim	closed-form	✓	[Gopalakrishna, 2021]
HA + Long-lived assets	✓	✓	✓	This talk

Table of Contents

Illustrative Heterogeneous Agent Macro-Finance (HAMF) Model

Training a Neural Network to Learn the Equilibrium

Understanding Inequality and Asset Price Dynamics

Heterogeneous Agent Institutional Asset Pricing (HAIAP) Model

Conclusion

Approach (“Projection” onto a Neural Network)

★ High level idea:

1. Replace agent continuum by high but finite dimensional approximation to the distribution.
2. Represent equilibrium functions by neural networks with states as inputs.
3. Train neural network parameters to minimize loss in equilibrium conditions on randomly sampled points from the state space.

★ Easy to describe but tricky to implement in practice.

★ One “art” of deep learning is resolving how to rewrite the problem to “help” the neural net.

How would you approximate the distribution?

1. Finite Dimensional “Distribution” Approximations [Gu et al., 2023]

	Finite Population	Discrete State	Projection
Dist. approx. (params $\hat{\varphi}_t$)	Agent states $\hat{\varphi}_t = \{a_t^i\}_{i \leq N}$	Masses on grid $\sum_{i=1}^N \hat{\varphi}_{i,t} \delta_{(a^i)}$	Basis coefficients $\sum_{i=0}^N \hat{\varphi}_{i,t} b_i(a)$
KFE approx. ($\mu^{\hat{\varphi}}$)	Evolution of other agents' states with idio. noise averaged	Evolution of mass between grid points (e.g. finite diff.)	Evolution of projection coefficients (least squares)
Dimension (N)	$\approx 20 - 40$	≈ 200	≈ 5

We don't need a very high dimensional finite population approximation. Why?

Finite Population KFE With Averaged Idiosyncratic Noise

★ Applying Ito's Lemma to $\frac{1}{N} \sum_{i=1}^N \phi_t(a_{i,t})$ and rearranging gives:

$$\begin{aligned} \frac{1}{N} \sum_{i=1}^N \phi_t(a_t^i) - \frac{1}{N} \sum_{i=1}^N \phi_0(a_0^i) &= \frac{1}{N} \sum_{i=1}^N \int_0^t \left(\partial_s \phi_s(a_{i,s}) + \mu_a a_{i,s} \partial_a \phi_s(a_{i,s}) + \frac{1}{2} \sigma_{a,s}^2 a_{i,s}^2 \partial_{aa} \phi_s(a_{i,s}) \right) ds \\ &+ \frac{1}{N} \sum_{i=1}^N \int_0^t (\phi_s(\varphi_h A_s) - \phi_s(a_{i,s})) dN_s^i + \frac{1}{N} \sum_{i=1}^N \int_0^t \sigma_{a,s} a_{i,s} \partial_x \phi_s(a_{i,s}) dW_{z,s} + (\tau_{i,j} \text{ terms}) \end{aligned}$$

★ Informally, take the limit as $N \rightarrow \infty$ selectively (so only the idiosyncratic noise averages out)

$$\begin{aligned} \frac{1}{N} \sum_{i=1}^N \phi_t(a_t^i) - \frac{1}{N} \sum_{i=1}^N \phi_0(a_0^i) &= \frac{1}{N} \sum_{i=1}^N \int_0^t \left(\partial_s \phi_s(a_{i,s}) + \mu_a a_{i,s} \partial_a \phi_s(a_{i,s}) + \frac{1}{2} \sigma_{a,s}^2 a_{i,s}^2 \partial_{aa} \phi_s(a_{i,s}) \right) ds \\ &+ \int_{\mathcal{A}} \int_0^t (\phi_s(\varphi_h A) - \phi_s(a)) \lambda_h g_s(a) ds da + \frac{1}{N} \sum_{i=1}^N \int_0^t \sigma_{a,s} a_{i,s} \partial_x \phi_s(a_{i,s}) dW_{z,s} \end{aligned}$$

Which variables would you represent by a Neural Network?

Practical Technical Decisions

1. How do we approximate the distribution? **A. Finite population.**
2. Which variables to represent by NNs? **A. Consumption/wealth & price volatilities.**
 - ★ We fit neural networks to the variables that are “easiest” to train.
 - ★ Better to represent $\xi = \partial_a V$ than V so we can easily impose V concavity.
 - ★ Better to represent $\omega = c/a$, then get $\xi = (\omega\eta qK)^{-\gamma}$ so extreme curvature is analytic.
3. Which equilibrium conditions go into loss function? **A. Avoid market clearing.**
 - ★ We work with wealth shares $\{\eta_i\}_{1 \leq i \leq I}$ rather than wealth levels $\{a_i\}_{1 \leq i \leq I}$
 - ★ We instead impose market clearing in the equations and the sampling
 - ★ Similar in spirit to [Azinovic and Žemlička, 2023].

Near Solutions

Details on Imposing Market Clearing

Alternative Recursive Characterization for the Neural Network

- ★ Change variable to marginal value of wealth: $\xi_i := \partial V_i / \partial a_i$ in the optimization equations.
- ★ Change distribution to wealth shares $\{\eta_i\}_{1 \leq i \leq I}$, where $\eta_i := a_i / A$ is agent i 's share.
- ★ At state $\mathbf{X} = (z, K, (\eta_i)_{i \leq I})$, the equilibrium objects $(\boldsymbol{\xi}, q, \boldsymbol{\omega}, \boldsymbol{\sigma}_\eta, s, \sigma_q, \boldsymbol{\theta}, \mu_\eta, \mu_q, r)$ must satisfy (where $\xi_i = u'(\omega_i \eta_i q K)$):

$$\begin{aligned}
 0 &= (r - \rho_i)\xi_i + \frac{\partial \xi_i}{\partial z} \mu_z + \frac{\partial \xi_i}{\partial K} (\phi((\phi')^{-1}(q^{-1}))K_t - \delta K_t) + \sum_j \frac{\partial \xi_i}{\partial \eta_j} \eta_j \mu_{\eta_j, t} \\
 &\quad + \sum_j \frac{\partial^2 \xi_i}{\partial z \partial \eta_j} \eta_j \sigma_{\eta_j, t} \sigma_z + \frac{1}{2} \frac{\partial^2 \xi_i}{\partial z^2} \sigma_z^2 + \frac{1}{2} \sum_{j, j'} \frac{\partial^2 \xi_i}{\partial \eta_j \partial \eta_{j'}} \eta_j \eta_{j'} \sigma_{\eta_j, t} \sigma_{\eta_{j'}, t} \\
 0 &= -q\sigma_q + \sum_j \frac{\partial q}{\partial \eta_j} \eta_j \sigma_{\eta_j} + \frac{\partial q}{\partial z} \sigma_z
 \end{aligned}$$

and s.t. FOCs and wealth share evolution equations (with equilibrium imposed)

All Equations

Neural Network Approximation

- ★ Approximate $(\omega_h := c_h/a_h, \sigma_q)$ by neural networks with parameters $(\Theta_{\omega_h}, \Theta_q)$:

$$\hat{\omega}_h(\mathbf{X}; \Theta_{\omega_h}), \quad \hat{\sigma}_q(\mathbf{X}; \Theta_q)$$

- ★ At state \mathbf{X} , the error (or “loss”) in the Neural network approximations is given by:
(with $\hat{\xi}_h = u'(\hat{\omega}_h(\mathbf{X}; \Theta_{\omega_h}))$ and $\hat{\sigma}_q = \hat{\sigma}_q(\mathbf{X}; \Theta_q)$)

$$\begin{aligned} \mathcal{L}_{\omega_h}(\mathbf{X}) &= (r - \rho_h)\hat{\xi}_h + \frac{\partial \hat{\xi}_h}{\partial z} \mu_z + \frac{\partial \hat{\xi}_h}{\partial K} (\phi((\phi')^{-1}(q^{-1}))K_t - \delta K_t) + \sum_j \frac{\partial \hat{\xi}_h}{\partial \eta_j} \eta_j \mu_{\eta_j, t} \\ &\quad + \sum_j \frac{\partial^2 \hat{\xi}_h}{\partial z \partial \eta_j} \eta_j \sigma_{\eta_j, t} \sigma_z + \frac{1}{2} \frac{\partial^2 \hat{\xi}_h}{\partial z^2} \sigma_z^2 + \frac{1}{2} \sum_{j, j'} \frac{\partial^2 \hat{\xi}_h^2}{\partial \eta_j \partial \eta_{j'}} \eta_j \eta_{j'} \sigma_{\eta_j, t} \sigma_{\eta_{j'}, t} \\ \mathcal{L}_{\sigma}(\mathbf{X}) &= -q\hat{\sigma}_q + \sum_j \frac{\partial q}{\partial \eta_j} \eta_j \sigma_{\eta_j} + \frac{\partial q}{\partial z} \sigma_z \end{aligned}$$

Algorithm (“EMINN” or “Economic Deep Galerkin”)

-
- 1: Initialize neural networks $\{\hat{\omega}_h, \hat{\sigma}_q\}$ with parameters $\{\Theta_{\omega_h}, \Theta_q\}$.
 - 2: **while** Loss > tolerance **do**
 - 3: Sample N new training points: $(\mathbf{X}^n = (z^n, K^n, (\eta_i)_{i \leq I}^n))_{n=1}^N$.
 - 4: Calculate equilibrium at each training point \mathbf{X}^n given current $\{\hat{\omega}_h, \hat{\sigma}_q\}$:
 - (a) Compute $(\hat{\omega}_i^n)_{i \leq I}$ using current approximation $\hat{\omega}_h$ evaluated at \mathbf{X}^n .
 - (b) Compute q^n and $(\xi_i^n)_{i \leq I}$ using $(\hat{\omega}_i^n)_{i \leq I}$.
 - (c) Solve for $(\theta^n, \sigma_\eta^n, s^n)$ the current approximations for $\{\hat{\omega}_h, \hat{\omega}_e, \hat{\sigma}_q\}$.
 - (d) Compute μ_η, μ_q, r .
 - 4: Construct loss as: $\hat{\mathcal{L}}(\mathbf{X}) = \frac{1}{N} \sum_n |\hat{\mathcal{L}}_{\omega_h}(\mathbf{X}^n)| + \frac{1}{N} \sum_n |\hat{\mathcal{L}}_\sigma(\mathbf{X}^n)|$
 - 5: Update $\{\Theta_{\omega_h}, \Theta_q\}$ using ADAM (extension of stochastic gradient descent that $\downarrow \hat{\mathcal{L}}$).
 - 6: **end while**
-

[NN Structure](#)[Algorithm Details](#)[Sampling Approaches](#)[Implementation Details](#)[Test Models](#)

Table of Contents

Illustrative Heterogeneous Agent Macro-Finance (HAMF) Model

Training a Neural Network to Learn the Equilibrium

Understanding Inequality and Asset Price Dynamics

Heterogeneous Agent Institutional Asset Pricing (HAIAP) Model

Conclusion

Q. How Does Asset Pricing Impact Inequality?

★ Difference between the drift of the wealth share of any two households i and j is given by:

$$\mu_{\eta_j,t} - \mu_{\eta_i,t} = (\theta_{j,t} - \theta_{i,t})(r_{k,t} - r_t - \sigma_{q,t}^2) - (\omega_j - \omega_i) + \frac{\tau\lambda}{I-1} \left(\frac{1}{\eta_{j,t}} - \frac{1}{\eta_{i,t}} \right)$$

1. **Participation constraint:** means low wealth agents hold less capital and earn less risk premium.
E.g. for log utility and quadratic participation cost ($\psi_{i,t} = 0.5\bar{\psi}\sigma^2\theta_{i,t}^2/\eta_{i,t}$):

$$\theta_{i,t} = \frac{k_{i,t}}{a_{i,t}} \approx \frac{r_{k,t} - r_{f,t}}{\sigma_{q,t}^2 + \bar{\psi}\sigma^2/\eta_{i,t}}, \quad i \in \{1, \dots, I-1\}$$

2. **Differential consumption:** low wealth agents consume less to escape participation constraint.
3. **Redistribution:** through death (and wealth taxes).

Equilibrium For Different Participation Constraints

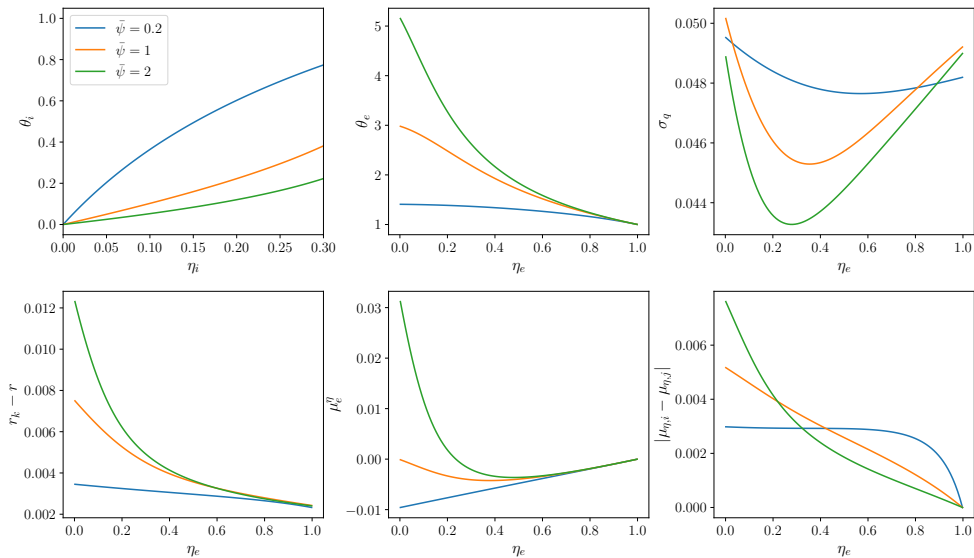


Figure: $\rho_e = 0.04, \rho_h = 0.03, \mu = 0.02, \sigma = 0.05$, Household i has 10 times wealth of household j .

Table of Contents

Illustrative Heterogeneous Agent Macro-Finance (HAMF) Model

Training a Neural Network to Learn the Equilibrium

Understanding Inequality and Asset Price Dynamics

Heterogeneous Agent Institutional Asset Pricing (HAIAP) Model

Conclusion

Environment: Setting, Production, and Households

- ★ Continuous time $t \in [0, \infty)$. One perishable consumption good, one capital stock.
- ★ Goods production **technology** $y_t = e^{z_t} k_t$, where capital $dk_t = (\phi(t_t) - \delta)k_t dt$ and:
 - ★ Aggregate **productivity** follows: $dz_t = \alpha_z(\bar{z} - z_t)dt + \sigma_z \sqrt{\bar{\zeta}_t} dW_{z,t}$,
 - ★ Stochastic **volatility** follows: $d\zeta_t = \alpha_\zeta(\bar{\zeta} - \zeta_t)dt + \sigma_\zeta \sqrt{\bar{\zeta}_t} dW_{\zeta,t}$
- ★ Continuum of price taking **households** (index by $i \in [0, 1]$)
 - ★ Idiosyncratic **death** shocks at rate λ_h ; dying households replaced by new with $\underline{a}_h = \varphi_h A$.
 - ★ While alive: households get flow utility $\beta u(c_{i,t}) = \beta c_{i,t}^{1-\gamma} / (1-\gamma)$ from consuming $c_{i,t}$.
 - ★ **At death**: get utility $(1-\beta)\mathcal{U}(\mathcal{C}_{i,t})$ from consuming $\mathcal{C}_{i,t}$.
 - ★ *Friction*: cannot provide death insurance contracts to each other.
 - ★ *Friction*: **penalty** on holding capital $\psi_{h,t}(k_{i,t}, a_{i,t})$, \uparrow in capital $k_{i,t}$ and \downarrow in wealth $a_{i,t}$.

leads to non-degenerate **density** across household wealth, $g_h(a)$.

Environment: Financial Intermediaries and Balance Sheets

Government		Fund		Banker		Households ($i \in I$)	
A	L	A	L	A	L	A	L
Taxes	Bonds	Capital	Net worth	Capital	Net worth	Deposits	Net worth
		Bonds	Pensions	Bonds	Deposits	Capital	
						Pensions	

- ★ **Bankers** (b): issue deposits (at r_t^d) and holds capital or government bonds.
- ★ **Fund managers** (f): issue (pension/insurance) contracts and holds capital or gov bonds. (A contract pays 1 good to the household holding the contract when they die.)
- ★ **Government**: issues fixed supply of zero coupon bonds B that mature at rate λ_B
- ★ Asset prices for capital, contracts, bonds, $\mathbf{q}_t = (q_t^k, q_t^n, q_t^B)$

Portfolio Choice: Pension/Insurance Contracts

Individual state = a_i , Aggregate states = $(z, \zeta, K, g) =: \mathbf{S}$,
 (where g is the wealth distribution across households and financial intermediaries)

Recursive characterization

Let $V_j(a_j, \mathbf{S})$ denote value function for type $j \in \{h, b, f\}$ and let $\xi_j = \partial_{a_j} V_j(a_j, \mathbf{S})$.

Then the FOCs in the pension/insurance contract market:

$$\underbrace{r^n - r^l}_{\text{Excess return}} + \underbrace{\frac{\lambda_h \mathcal{U}'(\mathcal{C})}{q^n \xi_i}}_{\text{"Inelastic demand" component}} = - \underbrace{\sigma_{\xi_i} \cdot \sigma_{q^n}}_{\text{Comovement of SDF and price}} \quad \dots \text{Household FOC}$$

$$\underbrace{r^n - r^l}_{\text{Excess return}} = - \underbrace{\sigma_{\xi_f} \cdot \sigma_{q^n}}_{\text{Comovement of SDF and price}} \quad \dots \text{Fund FOC}$$

Nesting Vayanos-Vila Preferences

Portfolio Choice: Capital

FOCs for Capital market:

$$\underbrace{r^k - r^l}_{\text{Excess return}} + \underbrace{\lambda_h(1 - \tau_d) \frac{\mathcal{U}'(\mathcal{C})}{\xi_i}}_{\text{"Insurance demand" component (after tax)}} = -\sigma_{\xi_i} \cdot \sigma_{q^k} - \underbrace{\partial_k \psi_{i,k}}_{\text{"Participation" constraint}} \quad \dots \text{Household FOC}$$

$$r^k - r^l = -\sigma_{\xi_b} \cdot \sigma_{q^k} \quad \dots \text{Bank FOC}$$

$$r^k - r^l = -\sigma_{\xi_f} \cdot \sigma_{q^k} \quad \dots \text{Fund FOC}$$

★ Bank and fund liabilities have different exposure:

- ★ **Bank short-term deposits** are not exposed to TFP or volatility shocks,
- ★ **Pension annuities** increase with TFP and decrease with TFP volatility

How are households affected when the government restricts which asset the funds and bankers can hold?

Q. How Does Asset Pricing Impact Inequality? Within Households

★ Difference between the drift of the wealth share of any two households i and j is:

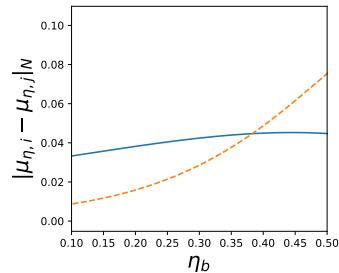
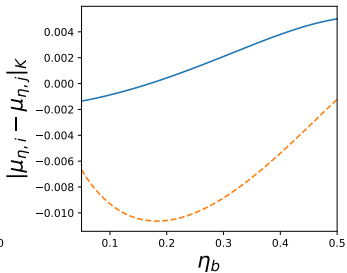
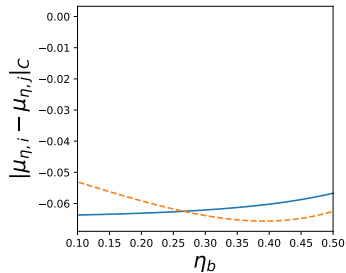
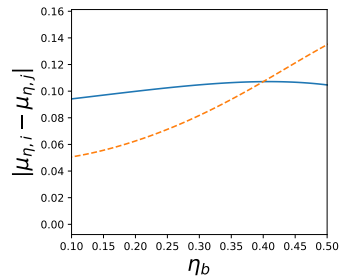
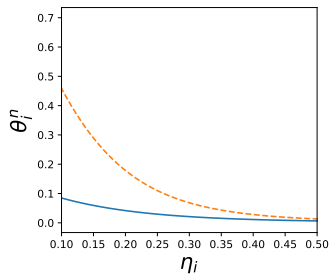
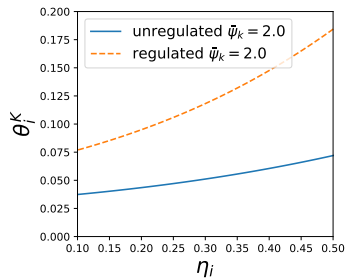
$$\begin{aligned} \mu_{\eta_j,t} - \mu_{\eta_i,t} = & \underbrace{(\theta_{j,t}^k - \theta_{i,t}^k)(r_t^k - r_t^l - \sigma_{q,t}^k \cdot \sigma_{q,t}^k)}_{=:(\mu_{\eta_j,t} - \mu_{\eta_i,t})^K} + \underbrace{(\theta_{j,t}^n - \theta_{i,t}^n)(r_t^n - r_t^l - \sigma_{q,t}^k \cdot \sigma_{q,t}^n)}_{=:(\mu_{\eta_j,t} - \mu_{\eta_i,t})^N} \\ & - (\omega_j - \omega_i) + \varphi_h \lambda (\eta_{j,t}^{-1} - \eta_{i,t}^{-1}) \end{aligned}$$

1. **Participation constraint:** low wealth agents hold less capital and earn less risk premium.
(θ_i^k is agent i 's wealth share in capital)
2. **Pension needs:** low wealth agents save through low return pensions (θ_i^n is share in pensions).
3. **Consumption:** low wealth agents consume less to escape participation constraint.
4. **Redistribution:** through death (and wealth taxes).

★ Compare economies with two different regulatory regimes:

1. **Unregulated:** allows funds to participate in all asset markets.
2. **Regulated (Segmented):** only allows funds to hold to LT government bonds

Inequality Decomposition: Segmentation Has Ambiguous Impact



Economic Questions

- ★ **Q.** How is risk allocated between households, bankers, and funds? [Details](#)
 - ★ **A.** In the unregulated economy, well capitalized funds absorb risk.
 - ★ So banks less exposed to TFP and households less exposed to volatility.
 - ★ However, distressed funds now charge much higher premia to rebuild wealth.
- ★ **Q.** How does segmentation impact household welfare? [Details](#)
 - ★ **A.** Restricting the fund from holding capital helps low wealth households who end up paying the high premiums to recapitalize the fund in bad times in the unregulated economy.
 - ★ Regulation also increases the price of government debt by creating a captive market.
- ★ **Q.** How does inequality impact asset pricing amongst households? [Details](#)
 - ★ **A.** Household inequality allows it to better act as a buffer and stabilize financial sector.

May make sense to restrict funds if fund participants will be forced to “recapitalize” it.

Table of Contents

Illustrative Heterogeneous Agent Macro-Finance (HAMF) Model

Training a Neural Network to Learn the Equilibrium

Understanding Inequality and Asset Price Dynamics

Heterogeneous Agent Institutional Asset Pricing (HAIAP) Model

Conclusion

Conclusion

- ★ Economics: We should study how the government chooses asset market segmentation strategically!
- ★ Technical: can train neural networks to characterize equilibria for macro-finance models with:
 - ★ Large numbers of heterogeneous agents.
 - ★ Financial frictions that prevent finding a closed form solution to the value function.
 - ★ Multiple long-lived assets.
- ★ We believe this offers a pathway to link institutional finance to macroeconomics.

Thank you

References I



Azinovic, M., Cole, H., and Kubler, F. (2023).
Asset pricing in a low rate environment.
NBER Working Papers 31832, National Bureau of Economic Research, Inc.



Azinovic, M., Gaegauf, L., and Scheidegger, S. (2022).
Deep equilibrium nets.
International Economic Review, 63(4):1471–1525.



Azinovic, M. and Žemlička, J. (2023).
Economics-inspired neural networks with stabilizing homotopies.
arXiv preprint arXiv:2303.14802.



Barnett, M., Brock, W., Hansen, L. P., Hu, R., and Huang, J. (2023).
A deep learning analysis of climate change, innovation, and uncertainty.
arXiv preprint arXiv:2310.13200.



Basak, S. and Chabakauri, G. (2023).
Asset prices, wealth inequality, and taxation.
Wealth Inequality, and Taxation (June 1, 2023).



Bretscher, L., Fernández-Villaverde, J., and Scheidegger, S. (2022).
Ricardian business cycles.
Available at SSRN.

References II



Brunnermeier, M. K. and Sannikov, Y. (2014).
A macroeconomic model with a financial sector.
American Economic Review, 104(2):379–421.



Cioffi, R. A. (2021).
Heterogeneous risk exposure and the dynamics of wealth inequality.
URL: https://rcioffi.com/files/jmp/cioffi-jmp2021_princeton.pdf (cit. on p. 7).



Duarte, V. (2018).
Machine learning for continuous-time economics.
Available at SSRN 3012602.



Fagereng, A., Gomez, M., Gouin-Bonenfant, E., Holm, M., Moll, B., and Natvik, G. (2022).
Asset-price redistribution.
Technical report, Working Paper.



Fernández-Villaverde, J., Hurtado, S., and Nuno, G. (2023).
Financial frictions and the wealth distribution.
Econometrica, 91(3):869–901.



Fernández-Villaverde, J. and Levintal, O. (2024).
The distributional effects of asset returns.



Fernandez-Villaverde, J., Nuno, G., Sorg-Langhans, G., and Vogler, M. (2020).
Solving high-dimensional dynamic programming problems using deep learning.
Unpublished working paper.

References III



Fernández-Villaverde, J., Marbet, J., Nuño, G., and Rachedi, O. (2023).
Inequality and the Zero Lower Bound.
CESifo Working Paper Series 10471, CESifo.



Gomez, M. (2017).
Asset Prices and Wealth Inequality.
2017 Meeting Papers 1155, Society for Economic Dynamics.



Gomez, M. and Gouin-Bonenfant, É. (2024).
Wealth inequality in a low rate environment.
Econometrica, 92(1):201–246.



Gopalakrishna, G. (2021).
Aliens and continuous time economies.
Swiss Finance Institute Research Paper, 21(34).



Gu, Z., Laurière, M., Merkel, S., and Payne, J. (2023).
Deep learning solutions to master equations for continuous time heterogeneous agent macroeconomic models.
Princeton Working Paper.



Han, J., Jentzen, A., and E, W. (2018).
Solving high-dimensional partial differential equations using deep learning.
Proceedings of the National Academy of Sciences, 115(34):8505–8510.

References IV



Han, J., Yang, Y., and E, W. (2021).

Deepham: A global solution method for heterogeneous agent models with aggregate shocks.
arXiv preprint arXiv:2112.14377.



Huang, J. (2022).

A probabilistic solution to high-dimensional continuous-time macro-finance models.
Available at SSRN 4122454.



Huang, J. (2023).

Breaking the curse of dimensionality in heterogeneous-agent models: A deep learning-based probabilistic approach.
SSRN Working Paper.



Irie, M. (2024).

Innovations in entrepreneurial finance.



Kahou, M. E., Fernández-Villaverde, J., Perla, J., and Sood, A. (2021).

Exploiting symmetry in high-dimensional dynamic programming.
Technical report, National Bureau of Economic Research.



Koijen, R. S. and Yogo, M. (2019).

A demand system approach to asset pricing.
Journal of Political Economy, 127(4):1475–1515.

References V



Koijen, R. S. J. and Yogo, M. (2023).
Understanding the ownership structure of corporate bonds.
American Economic Review: Insights, 5:73–92.



Krusell, P. and Smith, A. A. (1998).
Income and Wealth Heterogeneity in the Macroeconomy.
Journal of Political Economy, 106(5):867–896.



Kubler, F. and Scheidegger, S. (2018).
Self-justified equilibria: Existence and computation.
2018 Meeting Papers 694, Society for Economic Dynamics.



Lehner, C., Payne, J., and Szőke, B. (2024).
Us corporate bond and convenience yields: 1860-2022.
Technical report, Princeton Working Paper.



Lucas, R. E. (1978).
Asset prices in an exchange economy.
Econometrica, 46(6):1429–1445.



Maliar, L., Maliar, S., and Winant, P. (2021).
Deep learning for solving dynamic economic models.
Journal of Monetary Economics, 122:76–101.

References VI



Payne, J., Rebei, A., and Yang, Y. (2024).
Deep learning for search and matching models.
Princeton Working Paper.



Payne, J. and Szőke, B. (2024).
Convenience yields and financial repression.
Technical report, Princeton Working Paper.



Payne, J., Szőke, B., Hall, G. J., and Sargent, T. J. (2023a).
Costs of financing US federal debt under a gold standard: 1791-1933.
Technical report, Princeton University.



Payne, J., Szőke, B., Hall, G. J., and Sargent, T. J. (2023b).
Monetary, financial, and fiscal priorities.
Technical report, Princeton University.



Payne, J. and Szőke, B. (2024).
Convenience yields and financial repression.



Sauzet, M. (2021).
Projection methods via neural networks for continuous-time models.
Available at SSRN 3981838.

References VII



Vayanos, D. and Vila, J.-L. (2021).

A preferred-habitat model of the term structure of interest rates.

Econometrica, 89:77–112.